



Be all you can be
Hayes School

Nursery Curriculum Plan: Spring 1 2024

The Big Question: What is in our universe?



Responsibility Success Aspirations Resilience Discovery Friendship



Be all you can be
Hayes School

At Hayes, we strive for our children to push beyond any perceived idea of potential, to be all they can be, regardless of background. Our vision is for all of our children to leave us as good human beings- happy, kind and responsible. Our curriculum is integral in shaping the children to become independent and life-long learners. Our curriculum aims to equip our children with the ability to ‘think’ in order to make sense of an ever-changing world. The breadth our curriculum provides is underpinned by thinking. This thinking will allow our children to make sense of the world around them and before them in order that they can live fulfilling and happy lives, being all they can be.



Be all you can be
Hayes School

Nursery: Spring 1 2024

Learning Experience
Context and Outcome

- As we continue in the Nursery, we as a class are going to learn everything there is to know about Space.
- How many planets are in our universe?
- Discover how different the planets are and why this is.
- Compare the music for each planet by the composer Holst.
- We will also be continuing with the concept of exploring our feelings using different Mr Men and Little Miss characters. What makes us happy? What makes us sad? How can we overcome fear if we are Mr Worry?
- How we can be kind and helpful to our friends and fill their buckets?
- How we can be a Thinkadocus?



Curriculum Questions

BIG Question: What is in our universe?

<u>Personal, Social and Emotional</u>	<u>Communication and Language</u>	<u>Physical development</u>	<u>Understanding of the World</u>	<u>Expressive arts and design</u>
<p>What is your favourite piece of music that represents the planets?</p> <p>Can you tell a friend what you know about Space?</p> <p>Would you make friends with an alien?</p> <p>Which of our books is your favourite? Can we vote for our favourite story?</p> <p>Can you remember the class rules to teach the new children</p> <p>How can you be a Thinkadocus?</p> <p>Can you remember to Elf yourself to further your learning?</p>	<p>How do you feel today?</p> <p>Can you think of another word for worry?</p> <p>Can you say which of the Mr Men character that you feel today?</p> <p>How do you ask politely for something you would like?</p> <p>Can you describe the planets as we learn about them?</p> <p>How can you show you are a good listener?</p> <p>Can you remember the picnic foods from our story of whatever Next!</p>	<p>What tools can you use confidently and safely?</p> <p>Can you find your name and form the letters using the template?</p> <p>Can you use the toilet independently?</p> <p>Can you use arm and hand strength for mark making?</p> <p>Can you pedal the bike in our garden area?</p> <p>Can you dance and move to our contrasting pieces of music?</p> <p>Can you model objects by manipulating the play dough?</p>	<p>Can you say what is growing in our garden as we move into Spring?</p> <p>Can you help to look after our giant African snails?</p> <p>Can you explore the changes at Forest School as we enter into Spring?</p> <p>Can you imagine being an astronaut living in space?</p> <p>Can you think of how different an alien could be to us people?</p> <p>Why do we have stars?</p>	<p>What is your favourite song/rhyme?</p> <p>Can you listen to the instruments and remember the sounds they make?</p> <p>Can you explore the different textures of a range of resources?</p> <p>Can you mix colours to see their change?</p> <p>What does the feeling of Mr Worry/Mr Quiet look like?</p> <p>Can you design your own constellations of the stars?</p>



Be all you can be
Hayes School

Nursery: Spring 1 2024

Prime Area: Communication and Language

This half term, we shall support children to:

- start and extend conversations
- develop pretend play
- start to say how they are feeling
- identify and say familiar objects
- understand and question or instruction
- Develop their thinking
- To take on their own learning



Our curiosity cube is a big talking point in our classroom.



Be all you can be
Hayes School

Nursery: Spring 1 2024


Prime Area: Personal, Social and Emotional Development

We will support children to develop in:

- establishing their sense of self.
- Share with others their favourite activities and say why it is their favourite.
- sharing and taking turns.
- express their emotions.
- Success and be all you can be school motto.



PSHE- key vocabulary -Emotions

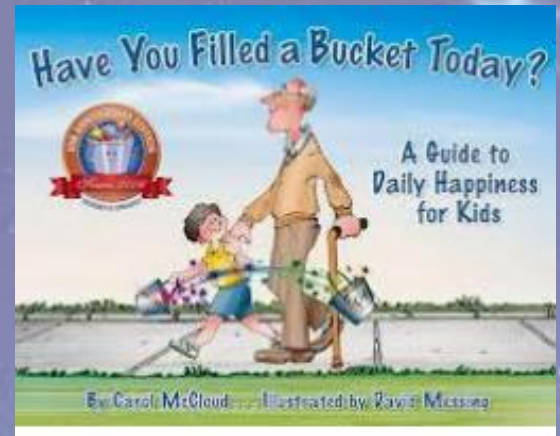


Emotions	Support your child to use other words to express themselves.
Mr Happy	cheerful, content, joyful
Mr Quiet	silent, hushed, still, mute
Mr Worry	nervous, anxious, fret
Little Miss bossy	overbearing, leading, unkind
Mr Messy	untidy, mucky, dishevelled

PSHE key vocabulary

Have You Filled A Bucket Today?

The aim of this book is to highlight good choices and behaviour. To develop responsibility and empathy towards others. Children will learn how easy and rewarding it is to express kindness, appreciation and love through the concept of filling buckets. The book can be linked to the British Values too as we make good choices in Rule of Law. We respect each other in Mutual Respect and Tolerance of Different Faiths and Beliefs. We choose our learning in Democracy and we learn to believe in ourselves and from our mistakes in Individual Liberty.





Be all you can be
Hayes School

Nursery: Spring 1 2024

Prime Area: Physical Development

Throughout our continuous provision and PE sessions the children will get lots of opportunities to:

- develop large and fine motor skills to carry out independent activities.
- show a preference for a dominant hand.
- to use the correct resources to carry out own plans.
- strengthen their hand muscles to support a comfortable tripod grip with good control when holding pens and pencils.
- Manipulate a range of materials.





Be all you can be
Hayes School

Year Nursery: Spring 1 2024

Specific area: Literacy

This half term, we will be reading the story 'Whatever Next' by Jill Murphy. The children will have opportunities to:


- enjoy a range of stories
- think about the foods we could take on our rocket
- practise writing their name using the cursive letter formation
- remember the order of events within our stories
- to mark make and begin to form cursive letters
- to story map using pictures, actions and makaton



English- Texts

Main Text:
Whatever Next

Baby Bear wants to go on a trip to the moon. Once he finds a rocket and some space boots he is ready to go! Join him on his adventures and see what friends he makes along the way. Whatever Next!



Supporting texts:
The Smeds and the Smoos

By Julia Donaldson

The book tells the story of two rival groups of aliens living on a far-off planet: the Smeds (who are red) and the Smoos (who are blue). The two groups mistrust each other and the children are told to never play together. So when a young Smed and Smoo fall in love and zoom off into space together, how will their families get them back?

key Vocabulary

Space

Growing Words

Astronaut
Planets
Galaxy
Earth
Cameras
Milky Way
Aurora
Black Holes
Comet






Knowing Words

Space
Moon
Rocks
Sand
Alien
Rockets
Stars
Robots
Shooting Star

Showing Off Words

Solar System
Astronomy
Orbit
Shuttle
Science
International Space Station
Constellations
Meteor
Asteroid

Other supportive texts through the curriculum.



Stories and information texts are used as a strong vehicle to support children's learning throughout all the curriculum in EYFS.



Be all you can be
Hayes School

As soon as your child starts Nursery, we will begin assessing their phonic knowledge and grouping them accordingly. As a school, we follow the phonics scheme: Read, Write Inc. Each session incorporates learning speed sounds, word reading and a handwriting session at the end. All letters are introduced through a character and jingle to form the letter.

Your child will bring home a pack of the sounds and word bags. Please support them to learn the sounds and we will inform you of fun ways to practise at home through fun games. Such a snap, hunt the sound and matching with pictures.

Early Reading

Please practise with your child some oral blend eg you will say t-o-p broken into 3 sounds and your child will hear the sounds and blend the word by hearing top.

Ways to support your child in their first term:

- Support them to learn all their set one sounds confidently.
- Segment and blend words during everyday tasks. E.g.: Do up your z-i-p.
- Support your child to be inquisitive about print around them in the environment. What letters can they spot or sound out.
- Read to your child everyday.





Be all you can be
Hayes School

Year Nursery: Spring 1 2024

Specific Area: Maths


This term the children will experience maths through whole class and guided sessions, stories, class routines and enhanced provision in their play. Focus will be given to the following areas:

- Counting to 8 and back.
- Subitising to 5.
- Become secure with the conservation, cardinality and ordinality of numbers to 5.
- Experimenting with own symbols and marks they make to represent numerals.
- Learn number and rhyme songs.
- Compare more than and fewer than within quantities.
- Talk about and explore 2D and 3D shapes.
- Understand position through play opportunities.

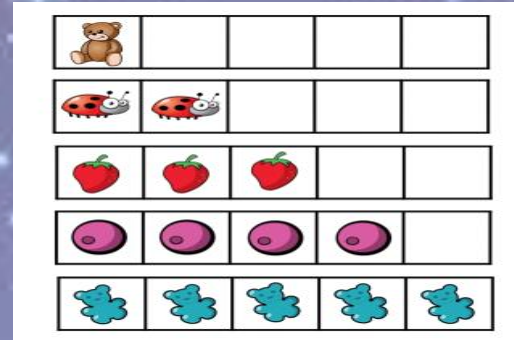


Maths- models and images

Rekenrek



Five Frame



Number line



Subitising Model



- Understand the value of numbers up to at least five.
- Compare and order any numbers to 5.
- Subitise amounts to 5.

Maths- models and images


- **Conservation of 5.**
- **Comparing amounts**
- **Problem solving within 5**

Number blocks




Ways to show numbers to 3.




Problem solving



Can you set the table for the 3 bears?



Supportive texts through maths.



Stories and information texts are used as a strong vehicle to support children's learning throughout all the curriculum in EYFS.



Be all you can be
Hayes School

Nursery: Spring 1 2024

Specific area: Understanding of the World
Within this area of learning, the children will
have opportunities to:

- have weekly visits to Forest School and the meadow to extend on our learning of the world around us.
- zoom up to moon in a rocket and explore all about Space and the Planets.
- We will find out about life on board the International Space Station and how they carry out daily activities and their work.
- We will explore each planet and compare contrasting pieces of music from Holst The Planets.
- We will be drawing constellations and mapping where the planets are in among the stars in our night sky.

We enjoyed learning about bread making last half term





Be all you can be
Hayes School

Specific area: Expressive Arts and Design

Through this area of learning, the children will have opportunities to:

- explore colour and colour mixing.
- express ideas and feelings through making marks.
- explore different materials using all their senses to investigate them.
- engage in simple pretend play in the home corner and outdoor areas.
- exploration with the sounds of instruments.
- sing rhymes and songs to develop rhythm and dynamics.
- listen and compare the contrasting pieces of music
The Planets by the composer Holst
- Learn how the different instruments sound in the orchestra.

Nursery: Spring 1 2024

